

SARS-COV-2 Spike RBD (Delta B.1.617.2) Protein

Cat. No. DB1-VM1BD

Description

Source	Recombinant SARS-COV-2 Spike RBD (Delta B.1.617.2) Protein is expressed from HEK293 with His tag at the C-Terminus. It contains Arg319-Phe541(L452R, T478K).
Accession	QHD43416.1
Molecular Weight	The protein has a predicted MW of 26.26 kDa. Due to glycosylation, the protein migrates to 35-40 kDa based on Tris-Bis PAGE result.
Endotoxin	Less than 1EU per µg by the LAL method.
Purity	> 95% as determined by Tris-Bis PAGE > 95% as determined by HPLC

Formulation and Storage

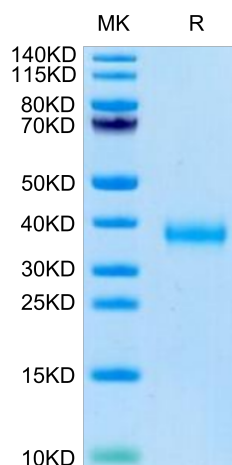
Formulation	Lyophilized from 0.22µm filtered solution in PBS (pH 7.4). Normally 8% trehalose is added as protectant before lyophilization.
Reconstitution	Centrifuge the tube before opening. Reconstituting to a concentration more than 100 µg/ml is recommended. Dissolve the lyophilized protein in distilled water.
Storage	-20 to -80°C for 12 months as supplied from date of receipt. -20 to -80°C for 3-6 months in unopened state after reconstitution. 2-8°C for 2-7 days after reconstitution. Recommend to aliquot the protein into smaller quantities for optimal storage. Please minimize freeze-thaw cycles.

Background

The ongoing coronavirus disease 2019 (COVID-19) pandemic has prioritized the development of small-animal models for severe acute respiratory syndrome coronavirus 2 (SARS-CoV-2). The resulting mouse-adapted strain at passage 6 (called MASCp6) showed increased infectivity in mouse lung and led to interstitial pneumonia and inflammatory responses in both young and aged mice after intranasal inoculation. Deep sequencing revealed a panel of adaptive mutations potentially associated with the increased virulence. In particular, the N501Y mutation is located at the receptor binding domain (RBD) of the spike protein.

Assay Data

Tris-Bis PAGE



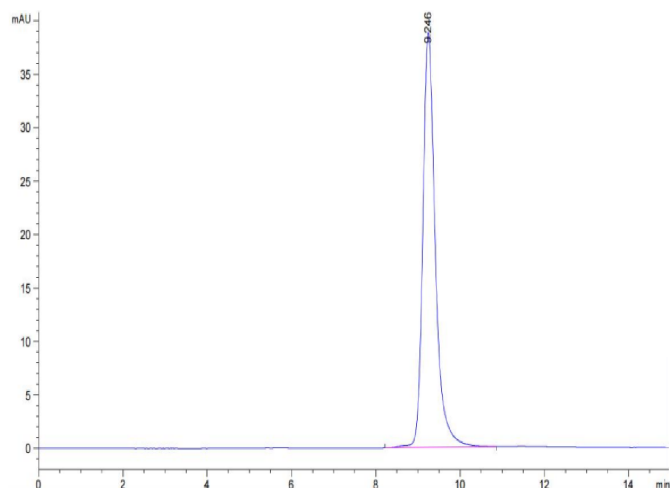
SARS-COV-2 Spike RBD (Delta B.1.617.2) on Tris-Bis PAGE under reduced condition. The purity is greater than 95%.

SEC-HPLC

SARS-COV-2 Spike RBD (Delta B.1.617.2) Protein

Cat. No. DB1-VM1BD

Assay Data

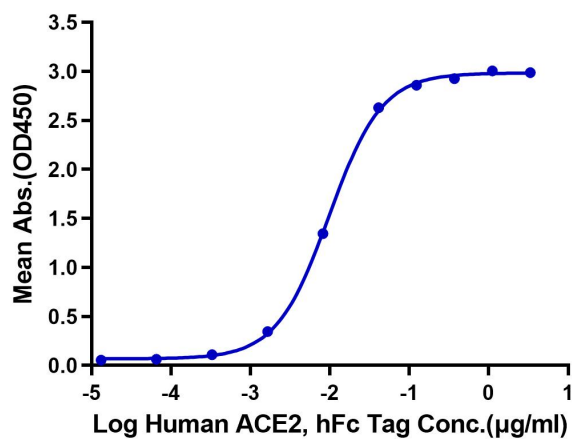


The purity of SARS-COV-2 Spike RBD (Delta B.1.617.2) is greater than 95% as determined by SEC-HPLC.

ELISA Data

SARS-CoV-2 Spike RBD (Delta B.1.617.2), His Tag ELISA

0.1 μ g SARS-CoV-2 Spike RBD (Delta B.1.617.2), His Tag Per Well



Immobilized SARS-CoV-2 Spike RBD (Delta B.1.617.2) , His Tag at 1 μ g/ml (100 μ l/well) on the plate. Dose response curve for Human ACE2, hFc Tag with the EC₅₀ of 9.8ng/ml determined by ELISA.